

CO-FUNDED BY:



MINISTRY OF FOREIGN AFFAIRS
OF DENMARK
Danida



SOMALIA



LISTENING TO DISPLACEMENT AFFECTED COMMUNITIES OVER TIME

UNDERSTANDING INTENTIONS AND ASPIRATIONS IN SUPPORT
OF DURABLE SOLUTIONS – *BAIDOA, KISMAYO & MOGADISHU*

EXECUTIVE SUMMARY

ReDSS
Unlocking Protracted Displacement



DANWADAAG
Towards Durable Solutions to Displacement

IMPACT Shaping practices
Influencing policies
Impacting lives



Photo credit: Woman draws water from borehole. Credit - NRC Danwadaag 2021

EXECUTIVE SUMMARY

Displacement in Somalia remains one of the most complex and challenging humanitarian and development contexts in the world.¹ As of January 2020, more than 750,000 Somali refugees remain in neighbouring countries and more than 2.6 million Somalis are internally displaced persons (IDPs) in Somalia. The significant scale of displacement and the pattern of movement to major cities in Somalia among many displaced households has led to overcrowding. It has also added pressure on infrastructure, housing, and services, which has increased vulnerability among those living in displacement-affected communities. Poor living standards, insecurity, protection issues, and restricted livelihoods are the norm for many displaced people and their hosts. Weak urban systems in cities are unable to cope with the demands of the ever-growing population. Consequently, both host and displaced populations risk being excluded from access to basic infrastructure and services. Addressing displacement challenges that arise from conflict, violence, insecurity, and severe natural shocks remains critical to finding durable solutions that can give millions of displaced people a chance of a better life with dignity and self-reliance.

Against this backdrop, the Regional Durable Solutions Secretariat (ReDSS) has established the aspirations survey for Somalia, based on ReDSS research analysis processes in other countries; namely, Kenya and Ethiopia. Adopting a longitudinal survey design, the aspirations survey is intended to assess and track the evolution of movement intentions and livelihood aspirations over time and to identify the factors that support or hinder the achievement of these intentions and aspirations. Conducted in Baidoa, Kismayo, and Mogadishu, the assessment applies a mixed methodology consisting of structured quantitative household interviews and semi-structured focus group discussions (FGDs) in each of the target locations. Overall, the aspirations survey focuses on four thematic areas: 1) economic development (livelihoods); 2) social cohesion; 3) safety and security; and 4) housing, land, and property (HLP). These thematic areas have been selected in such a way to inform the most important dimensions of (re)integration and adapt durable solutions programming based on a better understanding of the aspirations of the displaced people in the assessed locations.

As of January 2020, more than 750,000 Somali refugees remain in neighbouring countries and more than 2.6 million Somalis are internally displaced persons (IDPs) in Somalia. The significant scale of displacement and the pattern of movement to major cities in Somalia among many displaced households has led to overcrowding.

Round 1 (baseline) of the aspirations survey was conducted from October 2018 to March 2019. It is devoted to developing the methodology and piloting the survey. Round 1 establishes baseline values for the research indicators to enable a comparability platform during Round 2 by providing a better understanding of the trends and changes related to host and IDP communities.

Similar to the baseline, Round 2 data collection applies a minimum sample size required to achieve a representative sample for host and IDP households, using the buffer established in the baseline to ensure enough respondents were available. In total, 490 host household surveys and 625 IDP household surveys were completed between 30 March and 5 April 2021 for Round 2. During Round 2, households that participated in the baseline (Round 1) were revisited. To ensure safety and mitigate the risks of inadvertently spreading COVID-19, Round 2 data was collected remotely through phone calls (using KoBo). This differs from Round 1, when COVID-19 concerns were not relevant and data could be collected in person. The contact details of the baseline respondents were used to establish the sample.

To ensure data quality, questions regarding current location and identity were used to ensure responses were accurate and respondents were still able to represent the same host and IDP community groups. Round 2 findings are generally representative with a 95% confidence level and a 10% margin of error for both host and IDP households.



*Photo credit: Communities displacing to urban areas to find food and livelihoods.
Credit - DRC 2022*

KEY FINDINGS

► Displacement patterns

The vast majority of the assessed IDP households in all locations **consider themselves to be IDPs**, with more than two-thirds of IDP households indicating that they have been **through multiple displacements** since leaving their area of origin and reaching the present location.

IDP households commonly report having been **displaced from within the same districts where they were interviewed (Baidoa, Kismayo, and Mogadishu), as well as other neighbouring districts**, indicating that most displacements are localised (that is, originating from neighbouring districts and regions).

Conflict and drought-related reasons remain the two most commonly reported push factors causing displacement. In addition, lack of livelihoods and job opportunities in areas of origin emerges as another considerable driver of displacement among IDP households (19% in Kismayo; 10% in Baidoa; and 1% in Mogadishu).

Across all three research sites, **the primary pull factor is reported as related to better security in the current location**, while the availability of work / sources of income is the most commonly reported secondary pull factor in all locations. The availability of food distribution / food assistance is also a common secondary pull factor in Baidoa.

A large majority of IDP households in all locations (90% in Baidoa; 96% in Kismayo; and 93% in Mogadishu 93%) **report intending to stay in their current location in the six months following data collection.** In Baidoa, there is a slight reduction in the proportion of households intending to remain in their current location between the Round 1 (baseline) and Round 2 surveys.

IDP households believe **living in an urban centre ensures better access to livelihoods opportunities** and may provide a better standard of living compared to their area of origin. In addition, the perception of being “safe” or “very safe” in their current places might also influence their decision to stay.



*Photo credit: An IDP settlement.
Credit - DRC 2022*

Key take aways to inform durable solutions programming: displacement patterns

A large number of households indicate that they intend to remain in their current locations. This signals the need for well-coordinated durable solutions efforts by the government, durable solutions actors, and local authorities to plan and prepare durable solutions programming to avoid further displacements occurring and to provide long-term solutions to displacement-affected communities in Baidoa, Kismayo, and Mogadishu. Given that IDPs generally prefer to stay in urban areas, due to perceived access to security and livelihood opportunities, durable solutions partners may consider investing in urban planning and preparedness to increase the absorption capacities of cities.

Increased efforts in resilience building programmes in IDP areas of origin (mainly rural, agricultural, and pastoral areas) might contribute to reducing the number of people leaving due to climate-related shocks such as drought. According to IDPs, this is a common push factor, particularly in Baidoa.

Mapping out displacement-related vulnerabilities in a participatory manner might support better understanding of the needs of IDP households.

► Economic development

Daily labour / casual work is the most reported primary income source for host and IDP households in all locations. In Baidoa and Kismayo, the proportion of IDP households reporting daily labour as their primary income source has increased since the baseline assessment and Round 2. In Mogadishu, findings suggest the opposite: The proportion of IDP households reporting daily labour as their primary income source has decreased.

The increase in the percentage of IDP households relying mostly on daily labour as their main source of livelihood is reportedly due to limited alternative livelihood opportunities and scarcity of resources such as space, skills, and money to facilitate establishing and running a better source of livelihood; namely, a business or self-employment. **Due to the comparative ease to access daily labour in urban contexts, temporary work seems to be the only opportunity available to generate subsistence income.** Although it might be helpful in the short term, this type of work remains an insecure source of income in the medium and long term.

A considerable proportion of the households assessed in all locations report having **to adopt negative coping strategies to deal with a lack of income in the two years prior to data collection**. They report either spending savings on food or reducing household expenditure on other items (that is, health, education), borrowing money, and selling livestock that they own.

The preferred type of livelihood activity is business and / or self-employment. Notably, 36% of IDP households in Mogadishu and 31% in Baidoa report subsistence farming as their preferred type of livelihood. Some prefer daily labour to be their primary source of income, however. The main motive for this is related to the hope of earning more money more quickly in the short term. Across all locations, the majority of households indicate that a lack of finance to start a business is a key obstacle limiting household access to their preferred type of livelihood activities.

Key take aways to inform durable solutions programming: economic development

Daily labour is the most commonly reported source of income across all locations, despite it being temporary, insecure, and unsustainable. Considering the vulnerabilities associated with engagement in daily labour, durable solutions programming needs to focus on supporting displacement-affected communities in finding more sustainable livelihoods.

In particular, the most preferred type of livelihood activity is business and / or self-employment. This suggests a durable solutions focus on creating related job opportunities and capacity building for vulnerable host and IDP households in Baidoa, Kismayo, and Mogadishu to improve their main livelihood sources and avoid further migration in search of food and livelihoods.

Durable solutions actors could consider incorporating job creation efforts and initiatives in their programming in the form of either small start-up businesses, or self-employment by providing start-up capital and skills-based capacity building such as Technical and Vocational Education and Training (TVET).

To further support vulnerable households, particularly in the event of shocks, and negate the employment of negative coping strategies, provision of social safety nets and cash assistance could be considered as an additional measure to boost household livelihoods and income in their areas of origin. Alongside this, support for peaceful coexistence would also be valuable.

► Social cohesion

In general, the relationship between host and IDP communities is reported to be either “very good” or “good” by the majority of households across the assessed locations. This is the case in both the baseline survey and the Round 2 survey.

Reported potential impediments to social cohesion include factors such as clan conflict, burden on the access to local services and infrastructures, competition for employment, and a small number of criminal activities. **Clan conflict in particular emerges as a critical factor potentially affecting the social cohesion between IDPs and host communities in Kismayo and Baidoa.** The proportion of households reporting clan conflict to be a strain on the host-IDP relationship generally appears to have decreased between the baseline survey and the Round 2 survey.

In terms of positive aspects about the relationship between host and IDP households in all locations, **the ability to share resources and services peacefully is one of the most commonly reported positive factors across all locations.** In Baidoa, “respect for each other” is also commonly reported.

While language issues might be associated with clan dynamics in the country, the majority of assessed households in all locations **commonly speak similar languages as their mother tongue, which is also the language that is most spoken in the area.** There are some household members who can only speak one language and are unable to sufficiently use the main local language in that specific area. This potentially indicates a specific vulnerability for them. They may also face stigmatisation on the basis of their dialect.

Key take aways to inform durable solutions programming: social cohesion

To prevent any potential conflicts arising from the burden on access to local services and infrastructures, this would best be helped by ensuring sufficient and equal access to, and strengthening of, local infrastructure and services. In addition, it is crucial that community action planning be done using a participatory approach.

Community peacebuilding activities and other related programmes should be prioritised in durable solutions programming. Such programmes need to mainstream inclusive approaches and make sure diverse community groups are involved in all stages of a project to promote cohesive integration and build a sense of ownership.

Round 2 survey findings indicate clan conflict remains an impeding factor that hinders social cohesion between host and IDP households. In light of this, durable solutions actors and agencies should cautiously consider this sensitive issue to be a major strategic objective and mainstream related factors in durable solutions programming to address it.

► Safety and security

Freedom of movement appears to be the norm in all locations during both survey rounds. The vast majority of host and IDP households (from 80% to 98% across locations) report **being able to move freely in their community and surrounding areas.**

Considering safety is a commonly reported pull factor, the fact that households generally appear to enjoy **freedom of movement might contribute to the commonly reported intention to stay in the current location.**

A small proportion of households across all locations **report having felt unsafe in the community at any point during the two years before data collection.** Those who report having suffered violent crimes or experienced safety incidents, including sexual and gender-based violence (SGBV) in the two years preceding the Round 2 data collection, is similarly small in all locations.

Key take aways to inform durable solutions programming: safety and security

Freedom of movement does not appear to be a displacement vulnerability. Both displaced and host communities report that they enjoy free mobility between the first and second rounds of the aspiration survey. Additionally, both populations report high levels of safety, which is a significant pull factor. These findings on safety and security mean that displaced populations are unlikely to move from their areas of displacement until their areas of origin provide relative safety for them. In the absence of interventions aimed at improving safety and security in their places of origin, this also means that the most viable durable solutions process for them at this time is local integration.

► Housing, land, and property (HLP)

In all three locations (Baidoa, Kismayo, and Mogadishu), **lack of access to land documentation remains common, as evidenced in both the baseline and Round 2 surveys.** The majority of households in all locations report having no access to documentation to secure their land.

Findings suggest a relative increase in rent prices in the two years before data collection, particularly among host and IDP households in Baidoa (76% host, 75% IDP) and Kismayo (41% host, 50% IDP). Increase in rent prices might contribute to the difference between perceived risk of being evicted and actual eviction rates.

Forced evictions in Somalia are commonly associated with lack of land tenure security when displaced people settle spontaneously on land that is largely in private ownership. Correspondingly, the proportion of households that report **having experienced actual eviction in the two years before data collection decreased for both host and IDP households across all three locations but remains relatively high for IDP households in Baidoa, where forced evictions have increased slightly.**



*Photo credit: A man transports a block of ice for sale.
Credit - DRC 2016*

Key take aways to inform durable solutions programming: HLP

Forced evictions among IDP communities are correlated with lack of access to land tenure documentation, particularly when displaced people settle spontaneously on lands that are largely in private ownership. To address this issue, the government and durable solutions actors need to effectively work together on providing households in IDP settlements formal written documentation to secure their land tenure.

Conducting a comprehensive and joint eviction mapping in all locations, including but not limited to eviction prone areas, could further support anticipatory planning and relevant programming. Consultations with the displacement-affected communities might also reveal alternative solutions and help identify suitable land for resettlement.

► COVID-19

The majority of households in Baidoa (99%), Kismayo (98%), and Mogadishu (99%) report **being either “somewhat knowledgeable”, “knowledgeable”, or “very knowledgeable” about COVID-19 and its symptoms.**

In terms of the most notable adverse impacts of the COVID-19 pandemic on households, the most commonly reported of these across all locations are **economic impacts, such as limited work opportunities and remittances, as well as decreased access to aid services.**

Key take aways to inform durable solutions programming: COVID-19

The COVID-19 pandemic has had an adverse impact on the material safety of displacement-affected communities, particularly in terms of economic development. Access to livelihood opportunities presents a strong incentive for displaced communities to stay in the locations to which they move. A large portion of this population relies on casual labour, which is an unreliable source of income and less likely to lead to self-reliance. Therefore, it is important for durable solutions programmes and policies to be sensitive to this type of shock and ensure displacement-affected communities are protected through social safety net interventions in order to retain gains made through durable solutions interventions.



Photo credit: A family takes shelter
from the heat in their home.
Credit - DRC 2016

SUMMARY COMPARISON OF FINDINGS ACROSS LOCATIONS

DISPLACEMENT PATTERNS: PUSH AND PULL FACTORS

Key findings

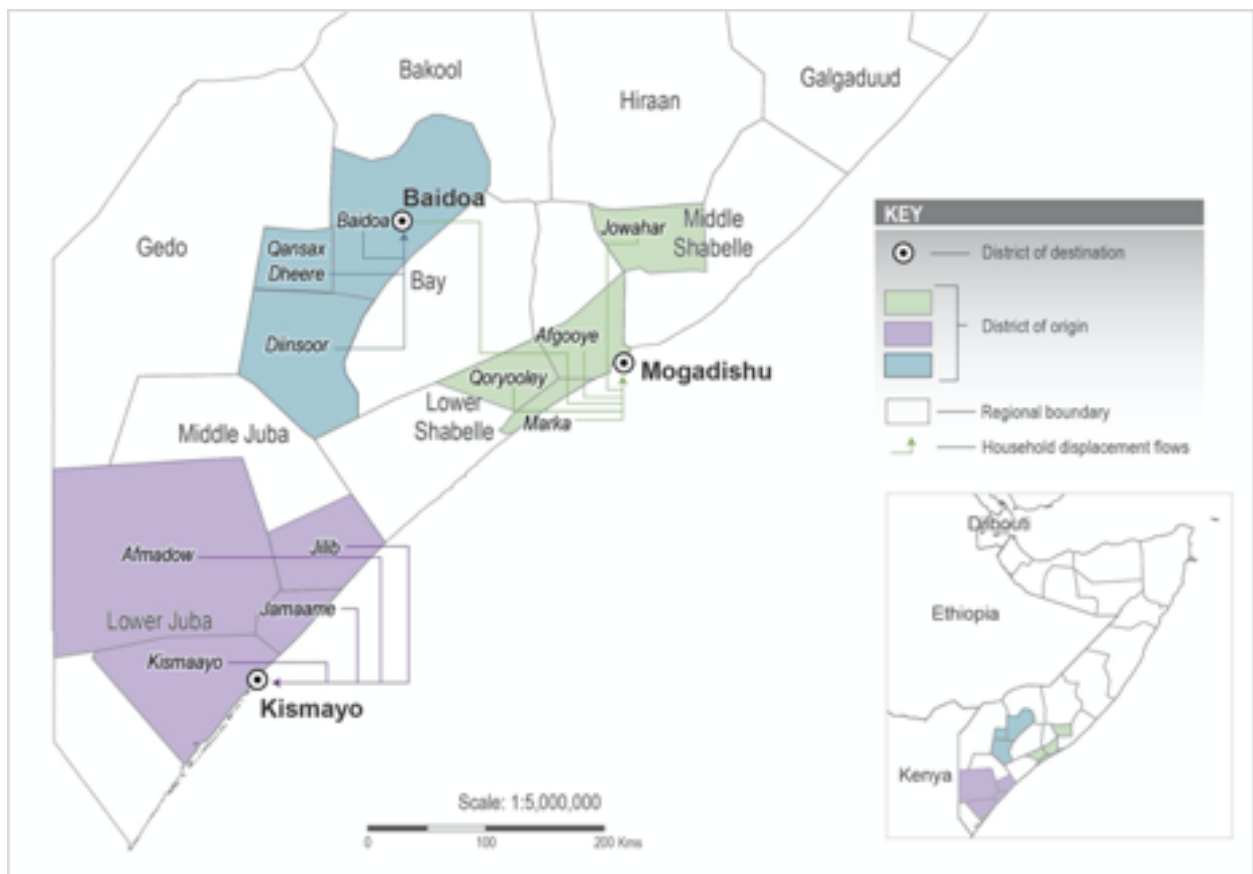
- ❑ **Conflict and drought-related reasons remain the two most commonly reported push factors causing displacement.** Drought appears as a common push factor in Baidoa, and conflict-related reasons emerge among IDP households in Mogadishu and Kismayo. Lack of livelihoods and job opportunities in areas of origin is another major driver of displacement across all three locations.
- ❑ **Access to better security is the primary pull factor, which is reported in all locations,** while the availability of work and sources of income is the most reported secondary pull factor in all locations. Availability of food distribution and food assistance is also a secondary pull factor in Baidoa.
- ❑ More than two-thirds of **IDP households indicate that they have been through multiple displacements** since leaving their area of origin and reaching their present location. A vast majority of the assessed IDP households in all locations consider themselves to be IDPs.
- ❑ **Most displaced people are originally coming from within the same (assessment) districts** (Baidoa, Kismayo, and Mogadishu) as well as from other neighbouring districts. This confirms that most displacements are localised, and people want to stay near major urban locations because the IDP households believe that living in an urban centre ensures better access to livelihoods opportunities and may provide a better standard of living compared to their area of origin. In addition, the perception of being safer in their current places might also influence their decision to stay.
- ❑ A large majority of the IDP households in all locations (Baidoa 90%, Kismayo 96%, Mogadishu 93%) **report that they intend to stay in their current location in the six months following data collection.** This has slightly reduced since the baseline.

Findings highlight that 86% of the interviewed IDP households in Baidoa and 91% of the IDP households in Mogadishu consider themselves to be IDPs, compared to 69% for Kismayo. A possible explanation for this difference may be related to the perception of respondents in Kismayo that they are already integrated or settled in their current locations, and hence do not see themselves as displaced. More than two-thirds of IDP households report having lived in more than one location before arriving at their

current location, indicating that they have been through multiple displacements since leaving their area of origin and reaching the present location.

IDP households commonly report having been displaced from within the same districts as where they have been interviewed (Baidoa, Kismayo, and Mogadishu), as well as other neighbouring districts. This confirms that most displacements are localised (that is, originating from the same or neighbouring districts and regions) and that most people have the intention to stay near major urban areas. The top displacement locations (areas of origin) are presented in the map and in Table 1. These findings are further triangulated with recent findings from the Local (Re)Integration Assessment (LORA) 2020¹⁰ and the REACH 2021 Detailed Site Assessment (DSA),¹¹ which both reveal similar information on IDP areas of origin.

MOST COMMONLY REPORTED DISTRICTS OF ORIGIN OF THE IDP HOUSEHOLDS PER ASSESSED LOCATION



Source: REACH Initiative

TABLE 1. TOP FIVE REPORTED DISTRICTS OF ORIGIN, % OF IDP HOUSEHOLDS (ROUND 2)¹²

Baidoa	%	Kismayo	%	Mogadishu	%
Baidoa	36%	Jamaame	35%	Qoryooley	29%
Diinsoor	15%	Kismayo	29%	Baidoa	13%
Buur Hakaba	10%	Jilib	22%	Afgooye	10%
Qansax Dheere	9%	Afmadow	5%	Marka	9%
Waajid / Hudur	8%	Gaalkacyo	2%	Jowhar	9%

► Push factors

Conflict and drought remain the most commonly reported push factors among IDP households across all locations. Economic factors (lack of livelihoods) are less commonly reported as main push factors in all locations. Drought appears as a common push factor in Baidoa, and conflict-related reasons emerge among IDP households in Mogadishu and Kismayo.

This is in line with the literature from LORA,¹³ the REACH (2020) Somalia Joint Multi-Cluster Needs Assessment (JMCNA),¹⁴ the 2021 Internal Displacements Monitored by Protection & Return Monitoring Network (PRMN) April Report,¹⁵ as well as the FGD findings, which also mostly point to drought and conflict as key push factors.

The PRMN April Report indicates, however, that drought-related displacements have remained stable since the start of 2021.¹⁶ The Somalia Water and Land Information Management (SWALIM) Combined Drought Index (CDI)¹⁷ also reports normal to mild drought conditions for Baidoa and moderate conditions for Kismayo.

Around half (51%) of the IDP households in Mogadishu report having been displaced due to actual conflict in the community, followed by drought and flooding (13% and 12% of IDP households in Mogadishu, respectively).

The common incidence of conflict-related displacement is echoed in the literature. According to the 2021 PRMN April Report, the districts of Mogadishu and Baidoa experienced major displacements due to conflict-related reasons (military offensives), followed by displacements from Wanlaweyn, Hudur, Jowhar, and Hobyo districts.¹⁸ In particular, displacements skyrocketed in February 2021, when major displacements occurred in Banadir, Wanlaweyn, Hudur, Baidoa, and Jowhar.¹⁹

Findings from the FGDs further reflect conflict and drought as two major triggers of displacement across all locations. Moreover, the 2020 International NGO Safety Organization (INSO) report further highlights that there has been a substantial increase in the number of armed clashes in Somalia during the last quarter of 2020.²⁰ In addition, a slight increase of other types of deadly incidents (due to hand grenades, improvised explosive devices, and so on) is reported during this period.²¹

The second most reported driver of displacement across all locations (except Mogadishu) is a lack of livelihoods and job opportunities in their areas of origin, which is cited by 19% of IDP households in Kismayo, 10% in Baidoa, and 1% in Mogadishu. This is in line with the recent findings from the 2021 JMCNA data, which indicates that 19% of the assessed households living in IDP settlements in Baidoa, 16% in Mogadishu, and 20% in Kismayo report having been displaced due to lack of livelihoods and job opportunities in their area of origin.²²

It should be noted that displacement decisions can be influenced by multiple intersecting factors. Limited access to livelihoods and job opportunities can be influenced by other events and processes, such as conflict and drought, as well as COVID-19. Among the assessed households in IDP settlements that report having lost their employment in the three months before data collection, the main reason cited is related to the impact of the COVID-19 pandemic, with 63% of IDP respondents in Kismayo, 47% in Mogadishu, and 37% in Baidoa offering this response. In contrast, nearly half the assessed households living in IDP settlements in Baidoa report having lost their employment due to drought-related reasons.

► Pull factors

In line with the reported push factors, the main reported pull factors are related to better security in the current location, which is indicated by IDP households in all locations, while the availability of work and sources of income is the most commonly reported secondary pull factor in all locations. Better security, access to livelihoods, and access to humanitarian assistance also emerge as common pull factors for IDP households in all locations during the FGDs.

IDP households commonly report having been displaced from within the same districts as where they have been interviewed, as well as other neighbouring districts. This confirms that most displacements are localised and that most people have the intention to stay near major urban areas.

At the district level, the absence of conflict in the current location is the most commonly reported primary pull factor among IDP households in Mogadishu (71%), Kismayo (54%), and Baidoa (32%). In addition, the availability of livelihoods opportunities is a commonly reported secondary pull factor across all locations (see Table 2). Among IDP households in Baidoa, 22% also report the availability of food distribution / food assistance in the current location as a secondary pull factor.

TABLE 2. TOP TWO REASONS FOR CHOOSING THEIR CURRENT LOCATION, % OF IDP HOUSEHOLDS (ROUND 2)

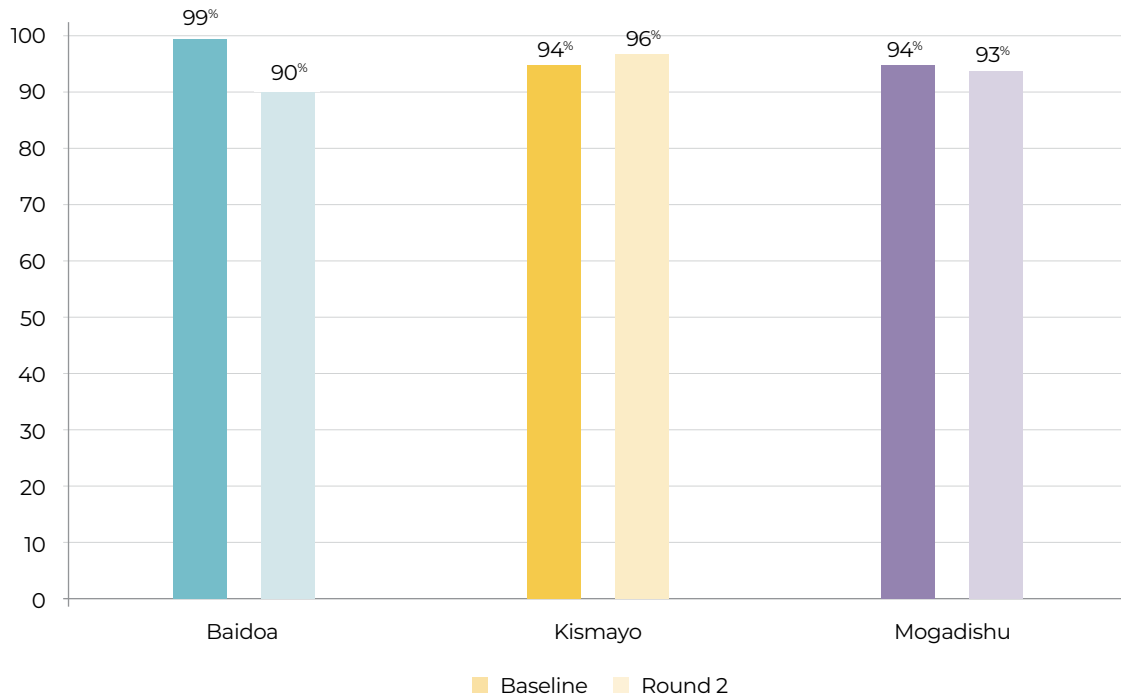
	Baidoa	Kismayo	Mogadishu
First pull factor	Absence of conflict 32%	Absence of conflict 54%	Absence of conflict 71%
Second pull factor	Availability of food distribution / food assistance 22%	Availability of work / income 37%	Availability of work / income 24%
	Availability of work / income 20%		

While the reported pull factors suggest hopes for an improved situation among IDP households in the assessed locations compared to their prospects in the area of origin, households also commonly report negative implications as a result of their displacement decision. In particular, around one-third to a quarter of IDP households across all locations (33% in Baidoa, 21% in Kismayo, and 25% in Mogadishu) report that displacement has led to a greater need for assistance and protection, and / or that they had experienced discrimination related to their displacement status.

► Movement and return intentions

A large majority of IDP households in all locations (Baidoa 90%, Kismayo 96%, and Mogadishu 93%) report that they intend to stay in their current location in the six months following data collection. Findings reveal a slight reduction in the proportion of households in Baidoa planning to remain in their current location between the baseline and Round 2 (see Graph 1).

GRAPH 1. INTENTION TO STAY IN CURRENT LOCATION SIX MONTHS FOLLOWING DATA COLLECTION, % OF IDP HOUSEHOLDS (BASELINE AND ROUND 2)



In line with these findings, FGD participants also commonly report preferring to stay in their current locations, mainly because they believe living in an urban centre ensures better access to livelihoods opportunities and may provide a better standard of living compared to their area of origin. These results are supported by the findings from the LORA, which reports that only 5% of interviewed IDP households planned to return to their area of origin within the next 12 months of data collection (December 2020).²³ In addition, the LORA report indicates that most households in displacement-affected communities feel either “safe” or “very safe” in the place where they currently live, which may influence their decision to stay in their current locations.²⁴

The most commonly reported primary reason for IDP households preferring to stay in their current locations is the absence of conflict. This is particularly the case in Mogadishu and Kismayo (67% and 55%, respectively) and to a lesser extent in Baidoa (25%). The second most reported factor is related to optimism linked to economic factors, such as the availability of work, income, and livelihood opportunities in current locations (Baidoa 28%, Kismayo 28%, and Mogadishu 13%). One-fifth (20%) of IDP households in Baidoa also say that the presence of food distribution and food aid in their current location is encouraging them to stay.



Photo credit: Displacement-affected communities observing social distance at a water distribution point. Credit - IOM 2020

ECONOMIC DEVELOPMENT

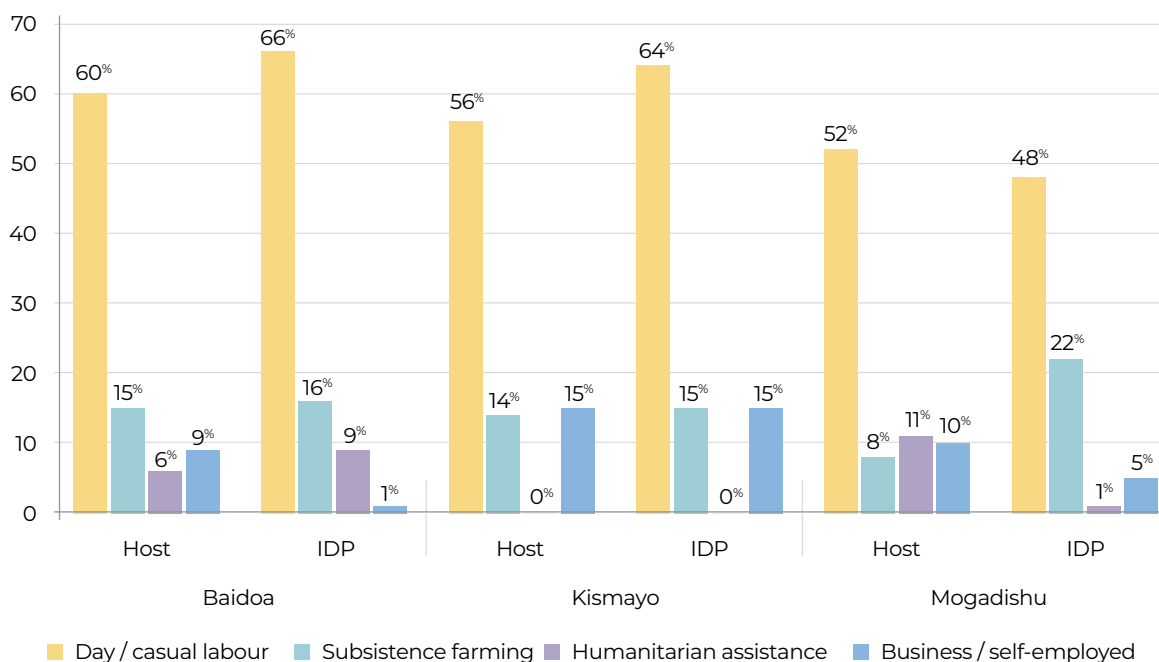
Key findings

- ❑ **Daily labour / casual work is the most commonly reported primary income source for host and IDP households in all locations.** In Baidoa and Kismayo, the proportion of IDP households reporting daily labour as their primary income source has increased between the baseline and Round 2. In Mogadishu, findings suggest the opposite, with the proportion of IDP households reporting daily labour as their primary income source having decreased.
- ❑ The increase in the percentage of IDP households relying mostly on daily labour as their main source of livelihood is reportedly due to **limited livelihood opportunities and scarcity of resources such as space, skills, and money to facilitate other livelihood sources**, such as businesses or self-employment.
- ❑ **Due to the comparative ease of accessing daily labour in urban contexts, temporary work seems to be the only opportunity available to generate subsistence income.** Although it might be helpful in the short term, this type of work (temporary, casual labour) remains an insecure source of income in the medium term and long term.
- ❑ A considerable proportion of the households assessed in all locations report having to **adopt negative coping strategies to deal with a lack of income in the two years prior to data collection.** They report either spending savings on food or reducing household expenditure on other items (health, education), borrowing money, and selling livestock that they owned.
- ❑ **The preferred type of livelihood activity identified is business and /or self-employment.** Notably, IDP households in Mogadishu (36%) and Baidoa (31%) report subsistence farming as their preferred type of livelihood. At the same time, some prefer daily labour to be their primary source of income, with the main motive related to the hope of earning more money more quickly in the short term.

During the baseline assessment, the most commonly reported livelihood sources (daily labour / casual work, subsistence farming, and business / self-employment) are relatively similar among host and IDP households. Daily labour / casual work is slightly more commonly reported by IDP households than by host households in all locations except for Mogadishu, where findings suggest the reverse is the case.

Overall, in Round 2, daily labour / casual work again emerges as the most important source of income among both host and IDP households in all three locations. This is further reflected in the FGD findings, which indicate that daily labour is the main source of income for both host and IDP households in all locations. The most reported sources of income for both host and IDP households across all locations are further illustrated in Graph 2.

GRAPH 2. TOP FOUR REPORTED PRIMARY INCOME SOURCES, % OF HOST AND IDP HOUSEHOLDS (ROUND 2)



During the FGDs, participants report that they undertake the following daily labour jobs, working as: maids, casual agricultural labours, stone crushers, construction labourers, and shepherds. They also indicate that they run small kiosks, or sell milk, vegetables, or used clothes.

A considerable proportion of IDP households in Baidoa (78%), and a somewhat lower yet still noteworthy proportion in Mogadishu (38%) and Kismayo (38%), report wanting but not having been able to undertake similar livelihoods activities in their current location as they were doing in their area of origin. At the same time, more than half of IDP households in Mogadishu and Kismayo reportedly rely on different livelihoods activities compared to the ones in which they engaged in their area of origin because they willingly chose to engage in different livelihoods.

Along the same lines, during the FGDs, IDP participants commonly report being unable to undertake a similar livelihood as to what they had been doing in their area of origin. Nonetheless, some participants mention having been able to freely choose engaging in different livelihoods activities, indicating that changes in livelihoods profiles are likely often but not always driven by necessity, with some of these changes driven by agency.

In Round 2, a considerable proportion of assessed households in all locations are reportedly dissatisfied with their primary livelihood activities: Baidoa (24% host, 49% IDP); Kismayo (32% host, 35% IDP); and Mogadishu (36% host, 52% IDP). In all locations, IDPs report higher levels of dissatisfaction, with closer parity in Kismayo. Of those who report being dissatisfied with their primary livelihoods, more than 90% of both host and IDP households in all locations indicate that their dissatisfaction is specifically related to low compensation (insufficient money) from their primary livelihood activity.

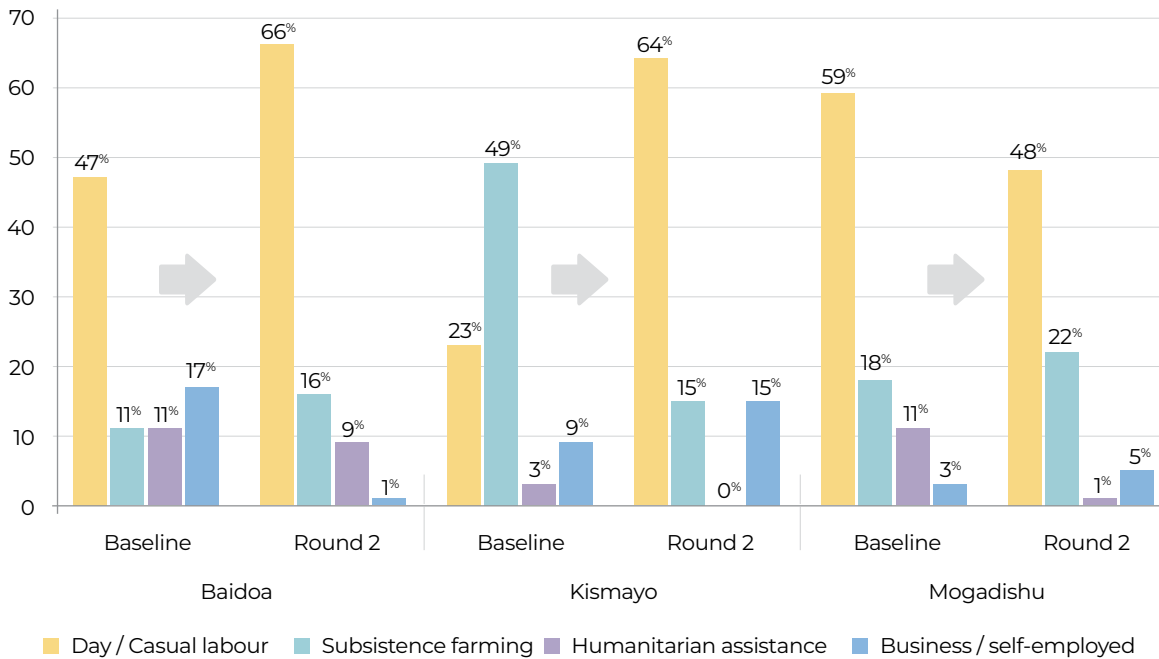


Photo credit: A man draws water from a borehole for domestic use. Credit - NRC Danwadaag 2021

► **Changes in IDP livelihoods (baseline versus Round 2)**

In Baidoa and Kismayo, the proportion of IDP households reporting daily labour as their primary income source has increased between the baseline and Round 2. In Mogadishu, findings suggest the opposite, with the proportion of IDP households reporting daily labour as their primary income source having decreased. In the baseline assessment, subsistence farming is reported as the main source of livelihood for IDP households in Kismayo. This has substantially decreased in Round 2 (see Graph 3).

GRAPH 3. TOP FOUR PRIMARY INCOME SOURCES, % OF IDP HOUSEHOLDS (BASELINE AND ROUND 2)



As reported by respondents, the increase in the percentage of IDP households that rely mostly upon daily labour as their main source of livelihood is due to limited livelihood opportunities and scarcity of resources such as space, skills, and money to facilitate the establishment of a better livelihood source and / or the improved operation of an existing livelihood source, such as a business or self-employment. Temporary work seems to be the only opportunity available for these IDPs to generate subsistence incomes. While it might be helpful in the short term, this type of work remains an insecure source of income over the medium term and long term.

In urban areas, daily labour may be an easy option for households as it is nearly always possible to find work quickly. Due to the insecure and unsustainable nature of daily labour jobs, however, the high proportion of households engaged in daily labour might indicate a lack of access to predictable and sustainable sources of income, and suggest limited ability to meet needs among IDP households.²⁵ Protracted insecurity in IDP areas of origin and surrounding areas, as well as recurring climatic shocks (mainly droughts and floods) can lead already vulnerable population groups to engage in urban daily labour jobs. This may lead to more precarious lives in the medium term, even if (in some ways) daily labour jobs appear more reliable in the short term. This may potentially increase household economic vulnerability, leading such households to engage in negative coping strategies such as selling land, animals or other valuable assets.

Perhaps reflective of the high proportion of households reporting unsustainable or uncertain livelihoods (such as daily labour) as their primary source of income, the proportion of assessed households that report having had to adopt negative coping strategies to deal with a lack of income in the two years prior to data collection is considerable (see Table 3). The most commonly used negative coping techniques across all locations are either spending savings on food, reducing household expenditure on other items and/or services (health, education), borrowing money, and selling livestock that they owned.

TABLE 3. LIVELIHOODS COPING STRATEGIES USED IN THE PAST TWO YEARS, % OF HOST AND IDP HOUSEHOLDS (ROUND 2)

Coping strategy	Baidoa		Kismayo		Mogadishu	
	Host	IDP	Host	IDP	Host	IDP
	(n=97)	(n=293)	(n=138)	(n=25)	(n=378)	(n=164)
Borrowing money	30%	52%	34%	36%	15%	17%
Sold livestock	23%	25%	47%	19%	23%	10%
Spent savings on food	7%	18%	17%	19%	8%	6%
Sold productive assets (sewing machine, agricultural tools, etc.)	18%	22%	7%	12%	3%	1%
Engaged in unsafe activities ²⁶	2%	26%	1%	2%	3%	2%
Abnormal migration to other areas in search of food ²⁷	2%	16%	3%	2%	5%	7%
Sent children to work	7%	4%	8%	12%	7%	10%
Sold household items (mobile phone, furniture, cooking equipment, etc.)	1%	34%	8%	7%	0%	1%
Sent family members to live in a different place (e.g. an IDP settlement)	1%	2%	2%	7%	2%	3%
None	13%	5%	7%	6%	42%	58%

► Livelihood aspirations

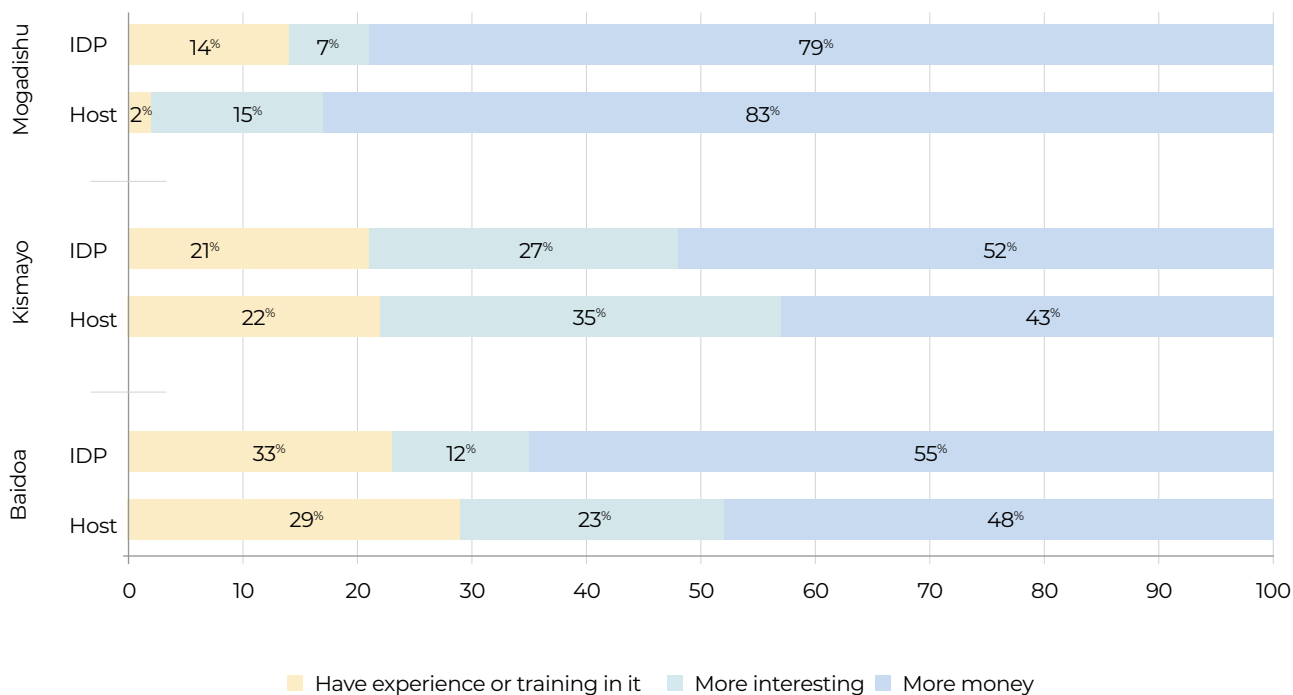
As shown in Table 4, the most commonly reported preferred type of livelihood activities is business and /or self-employment. Notably, IDP households in Mogadishu (36%) and Baidoa (31%) report subsistence farming as their preferred type of livelihood. FGD findings indicate that agro-pastoralist communities tend to prefer to engage in farming or livestock rearing, which they also did before leaving their area of origin.

TABLE 4. TOP THREE PREFERRED TYPES OF LIVELIHOOD ACTIVITY, % OF HOST AND IDP HOUSEHOLDS (ROUND 2)

Baidoa		Kismayo		Mogadishu	
Host	IDP	Host	IDP	Host	IDP
Business / self-employed 51%	Business / self-employed 37%	Business / self-employed 46%	Business / self-employed 66%	Business / self-employed 35%	Business / self-employed 36%
Daily labour 19%	Subsistence farming 31%	Daily labour 15%	Daily labour 14%	Daily labour 30%	Subsistence farming 36%
Subsistence farming 12%	Daily labour 12%	Subsistence farming 15%	Subsistence farming 2%	Subsistence farming 10%	Daily labour 11%
				Humanitarian assistance 10%	

As illustrated in Graph 4, a considerable majority of households in all locations indicate the main reason why they want to undertake their preferred livelihood activities is related to the hope of earning more money. In Baidoa, 33% of IDP households and 29% of host households also report that they have chosen their livelihood activities based on their past experience and training related to the work.

GRAPH 4. REASONS HOUSEHOLDS WANT TO UNDERTAKE THEIR PREFERRED TYPE OF LIVELIHOOD ACTIVITY, % OF HOST AND IDP HOUSEHOLDS (ROUND 2)



The figures in Table 5 indicate the top three barriers limiting household to access their preferred type of livelihood activities across all locations. The most commonly reported constraint is a lack of financial capacity to start a business.

TABLE 5. TOP THREE BARRIERS TO ACCESSING PREFERRED TYPE OF LIVELIHOOD ACTIVITY, % OF HOST AND IDP HOUSEHOLDS (ROUND 2)

Baidoa		Kismayo		Mogadishu	
Host	IDP	Host	IDP	Host	IDP
No finances to start business 59%	No finances to start business 79%	No finances to start business 58%	No finances to start business 82%	No finances to start business 38%	No finances to start business 44%
No land 26%	No land 29%	No land 58%	No land 44%	No land 30%	No land 38%
Drought / flood 20%	Lack of skills / education 28%	No storefront or office space 22%	Lack of skills / education 3%	Lack of skills / education 30%	Drought / flood 24%



Photo credit: Community members work together to fix a road. Credit - Concern 2021

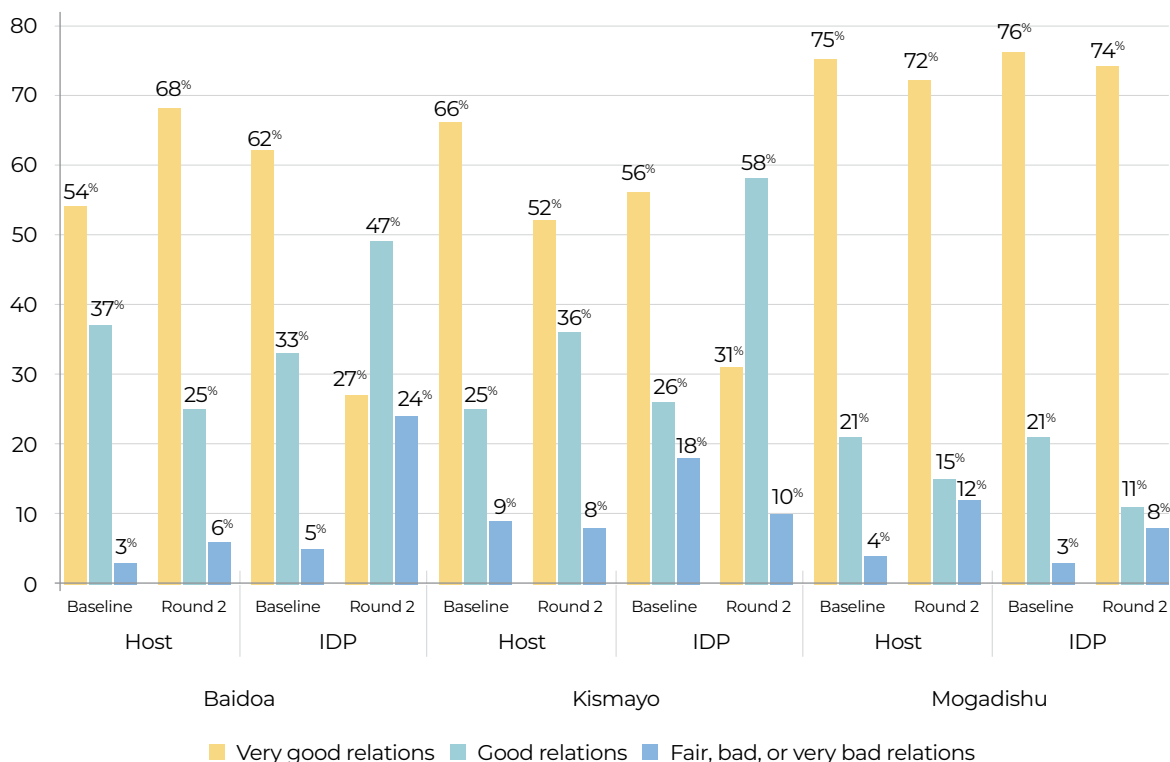
SOCIAL COHESION

Key findings

- ❑ **The relationship between host and IDP communities is reported to be either “very good” or “good”** by the majority of households across the assessed locations in the baseline and Round 2 surveys.
- ❑ **Clan conflict in particular emerges as a critical factor potentially affecting social cohesion between IDPs and host communities in Kismayo and Baidoa.** The proportion of households reporting clan conflict to be a strain to the host and IDP relationship generally appears to have decreased between the baseline and Round 2.
- ❑ In terms of positive aspects about the relationship between host and IDP households in all locations, **the ability to share resources and services peacefully among the households is one of the most commonly mentioned factors.**
- ❑ The majority of assessed households in all locations **speak similar native languages, which are also the most spoken languages in the area.**
- ❑ Some households report being unable to sufficiently speak the main local language used in their specific area, which may indicate a specific vulnerability, as they might face stigmatisation on the basis of their language or dialect. Some languages and dialects can be associated with clan dynamics (some clans speak a unique dialect), which makes it easier to identify people associated with these clans.

In general, the relationship between host and IDP communities is reported to be either “very good” or “good” by the majority of households across the assessed locations, which is the case in both the baseline and Round 2 (see Graph 5).

GRAPH 5. PERCEPTIONS ABOUT HOST-IDP RELATIONS, % OF HOST AND IDP HOUSEHOLDS (BASELINE AND ROUND 2)

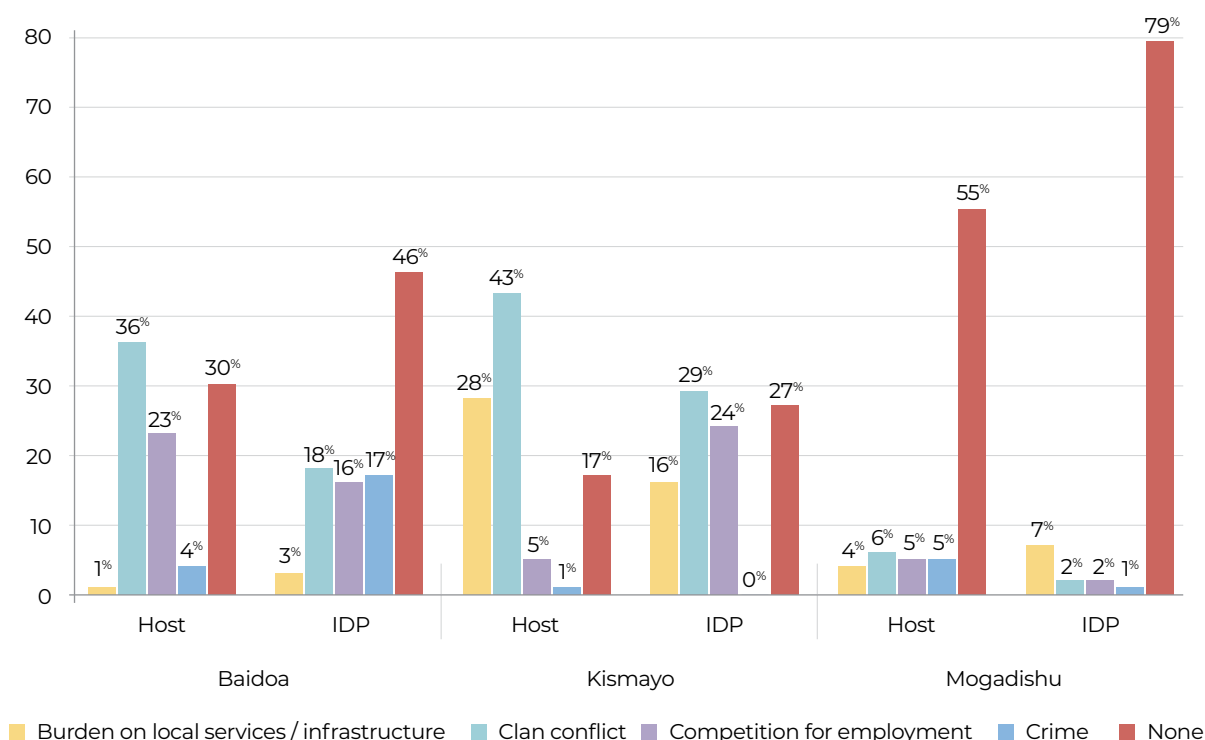


In Round 2, overall, host households in Baidoa (32%), Kismayo (50%), and Mogadishu (49%) commonly report that the ability to share resources and services peacefully among them is one of the most positive aspects of the relationship between host and IDP households. Interestingly, this same view is also reflected in IDP households: Baidoa (34%); Kismayo (21%); and Mogadishu (34%). In Mogadishu, both host and IDP households assessed in Round 2 report perceiving adults socialising as a positive aspect of their relationship. In Baidoa, assessed households (49% host, 40% IDP) mention that maintaining respect for each other is a key positive aspect of their relationship. This is mentioned to a slightly lesser extent in Kismayo and Mogadishu.

TABLE 6. REPORTED POSITIVE ASPECTS ABOUT HOST-IDP RELATIONS, % OF HOST AND IDP HOUSEHOLDS (ROUND 2)

Positive aspects	Baidoa		Kismayo		Mogadishu	
	Host	IDP	Host	IDP	Host	IDP
Able to share resources / services peacefully	32%	34%	50%	21%	49%	34%
Children play together	6%	10%	20%	31%	12%	17%
Adults socialise together	12%	16%	15%	22%	21%	34%
Respect for each other	49%	40%	15%	24%	8%	10%
None	1%	1%	1%	2%	5%	4%
I don't know	0%	0%	0%	0%	6%	0%

GRAPH 6. MOST REPORTED STRAINS ON HOST-IDP RELATIONS, % OF HOST AND IDP HOUSEHOLDS (ROUND 2)



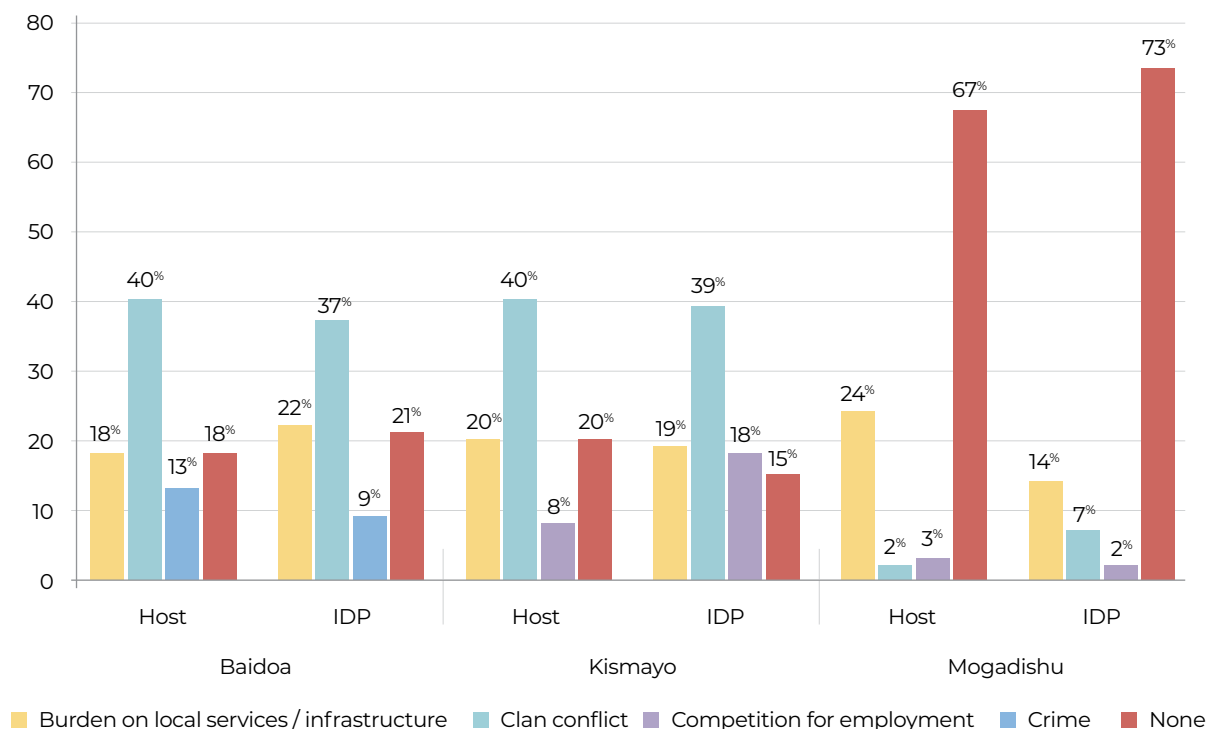
The most commonly reported strains on the relationship between host and IDP households are illustrated in Graph 6. Factors such as clan conflict, burden on access to local services and infrastructures, competition for employment, as well as a small rate of criminal activities, are reported as potential impediments to social cohesion. Clan conflict in particular emerges as a critical factor potentially affecting the social cohesion between IDPs and host communities in Kismayo and Baidoa. The proportion of households reporting

clan conflict to be a strain on host–IDP relations generally appears to have decreased between the baseline and Round 2.

According to the 2020 ReDSS study on contested land, major towns such as Baidoa, Kismayo, and Mogadishu are dominated politically by one clan family.²⁸ Within the clans that dominate these cities, sub-clans tend to congregate by district or neighbourhood, such that there are discernible clan-related trends in the settlement patterns in each of the three cities, especially among the major clans. Somalis from other clans and sub-clans are permitted to reside in these clan enclaves but only as *galti* (guests), with limited rights.

The clan-based configuration of settlements in urban areas is linked to wider concerns about security. The clan-based settlement trends also influence the location of settlement for IDPs and returnees, with most resettlement camps dominated by specific clans. Settlement patterns may influence service provision, if local authorities are dominated by politicians from specific clans concentrated in particular locations.

GRAPH 7. MOST REPORTED STRAINS ON HOST–IDP RELATIONS, % OF HOST AND IDP HOUSEHOLDS (BASELINE)



During the FGDs, participants report perceiving that the relationship between host and IDP households is “good”, due to cultural similarities among various Somali communities. Some IDP participants even report feeling that they are considered to be part of the community. As one man from a host community in Kismayo explains, “Because of the origins [Somali] we share, the religion [Islam] we share, the language, and the culture, this creates a good relationship between us.”

In line with clan conflict remaining a commonly reported strain in Baidoa and Kismayo, households in these locations also report that peacebuilding initiatives would be good tools to promote healthy relationships between host and IDP communities. In Mogadishu, where the burden on local services is one of the most commonly reported strains, household ideas about ways to improve relations revolve around increased provision of such local services, particularly healthcare facilities (see Table 7).

TABLE 7. TOP THREE FACTORS TO IMPROVE HOST-IDP RELATIONS, % OF HOST AND IDP HOUSEHOLDS (ROUND 2)

Baidoa		Kismayo		Mogadishu	
Host	IDP	Host	IDP	Host	IDP
Peace / community building initiatives 37%	Peace / community building initiatives 39%	Peace / community building initiatives 42%	Peace / community building initiatives 53%	More clinics / healthcare services 45%	More clinics / healthcare services 41%
More jobs 29%	More jobs 29%	More clinics / healthcare services 22%	More water points 16%	More jobs 23%	More jobs 20%
More clinics / healthcare services 14%	More water points 12%	More water points 18%	More jobs 13%	More water points 11%	More water points 18%

In addition to the high proportion of households that report perceiving the relations between host community and IDPs to be “(very) good”, a large proportion of households in Baidoa (88% host, 79% IDP), Kismayo (82% host, 86% IDP), and Mogadishu (52% of IDP households) indicate feeling accepted in the community where they live. In Mogadishu, in contrast, the proportions of the host households that feel accepted in the community appear relatively low (29%). This might be related to an escalation in tensions in Mogadishu in early 2021, when clan differences were further emphasised.²⁹

Similarly, the proportion of households that report having faced any type of stigmatisation (that is, verbal violence, insults, exclusion) in the two years prior to data collection is generally low across locations (Baidoa: 7% host, 14% IDP; Kismayo: 11% host, 4% IDP; and Mogadishu: 7% host, 4% IDP).

TABLE 8. AVAILABLE DECISION-MAKING MECHANISMS AT THE SETTLEMENT LEVEL, % OF HOST AND IDP HOUSEHOLDS (ROUND 2)

Available mechanisms	Baidoa		Kismayo		Mogadishu	
	Host	IDP	Host	IDP	Host	IDP
Camp committee	52%	38%	57%	61%	6%	6%
Community leader or elder	48%	59%	73%	70%	31%	16%
Gatekeeper / landowner	1%	24%	25%	42%	13%	6%
Civil society organisations (CSO)	3%	28%	10%	6%	31%	8%
I participate in demonstrations / political movements	-	14%	1%	2%	-	0.4%
Digital media (SMS, social media, radio talk show)	7%	36%	2%	4%	0.4%	0.4%
None	18%	7%	12%	19%	49%	74%
I don't know or don't want to answer	1%	1%	2%	-	3%	2%

Finally, the two most commonly reported mechanisms available for decision-making at the settlement level for both host and IDP households in Kismayo and Baidoa are the community leader or community elder and the camp committee. As demonstrated in Table 8, “camp committee” is the second most reported decision-making mechanism available in Kismayo (57% host, 61% IDP) and Baidoa (52% host, 38% IDP), while the proportions are quite low for both host and IDP households in Mogadishu (6% for both groups). Moreover, a considerable majority of the assessed households in Mogadishu (49% host, 74% IDP) report that there is no community decision-making mechanism available to them.

► Communication

The Somali language is divided into two dialects: Somali Maay and Somali Maxaa Tiri. Overall, the Somali language of nearly all the assessed households in Baidoa is the Somali Maay dialect. Somali Maay is also the most commonly reported spoken dialect in Baidoa (see Table 9). In Kismayo and Mogadishu, in contrast, most host households (96% and 94%, respectively) and IDP households (63% and 83%, respectively) report Somali Maxaa Tiri as their dialect. This is also reportedly the most commonly spoken dialect in the area.

There are, however, some households that indicate they have a different native dialect than the one that is most commonly used their area of residence. This is especially the case among IDP households in Kismayo (39%) and Mogadishu (45%).³⁰ As evident in Table 9, in Mogadishu and Kismayo, the proportion of IDP households that report speaking Somali Maay is slightly higher (54% and 47%, respectively) than the IDP households in Baidoa, which reportedly speak Somali Maxaa Tiri. That is, more than one-third of both host and IDP households in Baidoa (34% and 37%, respectively) reportedly speak the Somali Maxaa Tiri dialect. This may potentially indicate a specific vulnerability among those people who can only speak one dialect and are unable to sufficiently use the main local dialect in that area, or among those who might face stigmatisation on the basis of their dialect.

TABLE 9. TOP TWO SOMALI DIALECTS USED BY HOUSEHOLDS, % OF HOST AND IDP HOUSEHOLDS (ROUND 2)*

Language use	Baidoa		Kismayo		Mogadishu	
	Host	IDP	Host	IDP	Host	IDP
Spoken	Maay 79%	Maay 93%	Maxaa Tiri 88%	Maxaa Tiri 80%	Maxaa Tiri 71%	Maxaa Tiri 65%
	Maxaa Tiri 34%	Maxaa Tiri 37%	Maay 25%	Maay 54%	Maay 37%	Maay 47%
Read	Maay 53%	Maay 57%	Maxaa Tiri 90%	Maxaa Tiri 79%	Maxaa Tiri 84%	Maxaa Tiri 68%
	Maxaa Tiri 45%	Maxaa Tiri 34%	Maay 12%	Maay 26%	Maay 12%	Maay 29%
Written	Maay 53%	Maay 55%	Maxaa Tiri 88%	Maxaa Tiri 79%	Maxaa Tiri 73%	Maxaa Tiri 61%
	Maxaa Tiri 46%	Maxaa Tiri 36%	Maay 15%	Maay 16%	Maay 23%	Maay 33%

*The phrase "used by households" indicates that at least one member of the household is able to speak, read, and / or write the language.

In parallel to the majority of households in Baidoa speaking Somali Maay, the majority of interviewed households in Baidoa (77% host, 79% IDP) report a preference to receive information in the Somali Maay dialect, while the majority of assessed households in Kismayo and Mogadishu report a preference to receive information in the Somali Maxaa Tiri dialect (Kismayo: 87% host, 66% IDP; Mogadishu: 72% host, 56% IDP). In general, households express a preference to receive information in the same dialect that they speak. Hence, 37% of IDP households in Mogadishu and 18% in Kismayo report a preference to receive information in Somali Maay.



Photo credit: Displacement-affected communities moving into settlements as a result of drought. Credit - NRC Danwadaag 2021



Photo credit: Road construction in one of the settlements where displacement-affected communities reside.
Credit - Concern Worldwide 2021

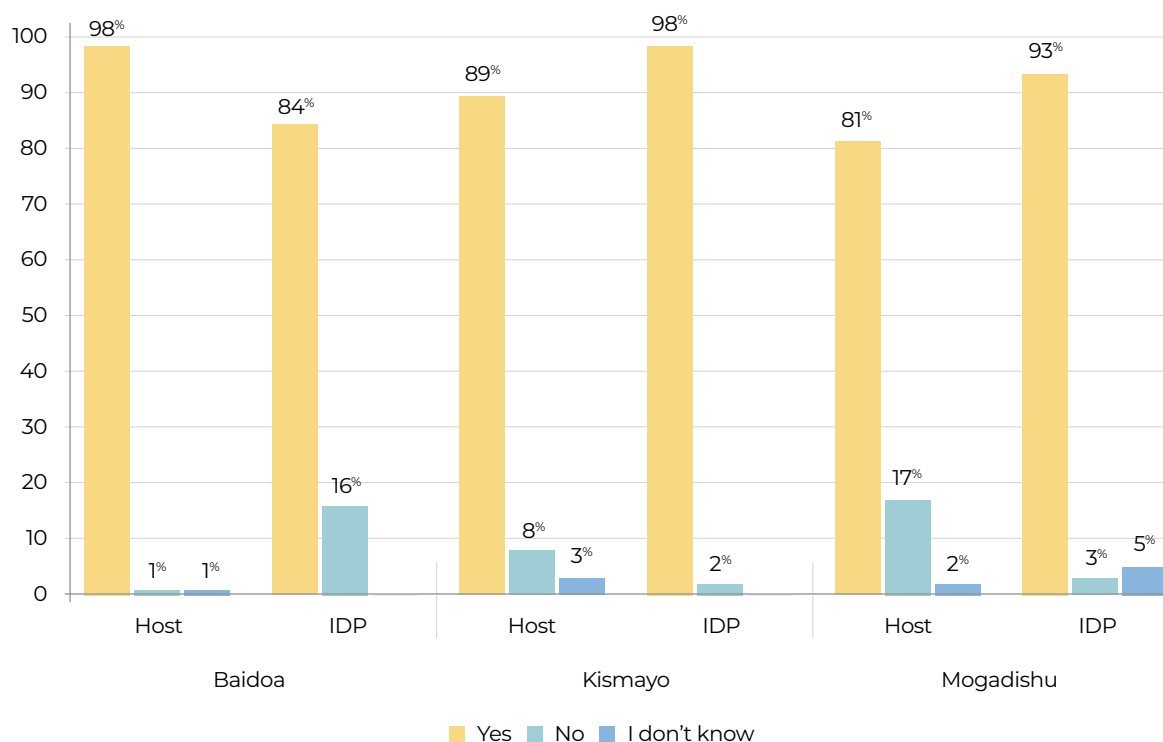
SAFETY AND SECURITY

Key findings

- ❑ **Freedom of movement appears to be the norm in all locations during both survey rounds.** The vast majority of host and IDP households (ranging between 80% to 98% across locations) report **being able to move freely in their community and surrounding areas.**
- ❑ Considering that safety is a commonly reported pull factor, the fact that households generally appear to enjoy **freedom of movement might contribute to the intention to remain in the current location.**
- ❑ A small proportion of households across all locations **report having felt unsafe in the community at any point during the two years before data collection.** The proportion of households that report having suffered violent crimes or having experienced safety incidents, including SGBV in the two years preceding the Round 2 data collection, is similarly small in all locations.

Freedom of movement appears to be the norm in all locations during both survey rounds. The vast majority of host and IDP households (ranging between 80% to 98% across locations) report being able to move freely in their community and surrounding areas. Findings in the LORA report also reflect this finding, highlighting that most displacement-affected communities felt either “safe” or “very safe” in the place where they live.³¹ Considering that safety is a commonly reported pull factor, the fact that households generally appear to enjoy freedom of movement might contribute to the intention to stay in the current location.

GRAPH 8. LEVELS OF FREEDOM OF MOVEMENT IN THE COMMUNITY AND THE SURROUNDING AREA, % OF HOST AND IDP HOUSEHOLDS (ROUND 2)



Similarly, in Round 2, the proportion of households that report having felt unsafe in the community at any point during the two years before data collection is consistently small across locations (Baidoa: 8% host, 12% IDP; Kismayo: 8% host, 3% IDP; and Mogadishu: 6% host, 13% IDP).

Moreover, the proportion of households that report having suffered violent crimes or having experienced safety incidents, including SGBV in the two years preceding the Round 2 data collection, is similarly small in Baidoa (7% host, 14% IDP), Kismayo (11% host, 1% IDP), and Mogadishu (1% of IDP households).³²

Among those households that report having suffered violent crimes or having experienced safety incidents, including SGBV, in the two years preceding the Round 2 data collection, considerable proportions report not having had access to police services in their neighbourhood,

where they could make a report in the event of violent crime. Among those households that report experiencing violent crime or safety incidents, in Baidoa, 56% of host households and 39% of IDP households indicate that they are unable to report these to the police. In Kismayo, 64% of host households and 50% of IDP households also indicate this, along with 33% of IDP households in Mogadishu.

In Round 2, among the households that report being unable to move freely, findings suggest that there are some hindrances to free movement within neighbourhoods across all assessed locations. These include road blocks, the presence of gatekeepers,³³ the presence of explosive remnants of war, the presence of armed groups, and/or fears of SGBV perpetrated against girls and women. These hindrances are reported by a small proportion of households across all locations.



Photo credit: Community structures meant to improve health outcomes for displacement-affected communities.
Credit - NRC Danwadaag 2021

HOUSING, LAND, AND PROPERTY (HLP)

Key findings

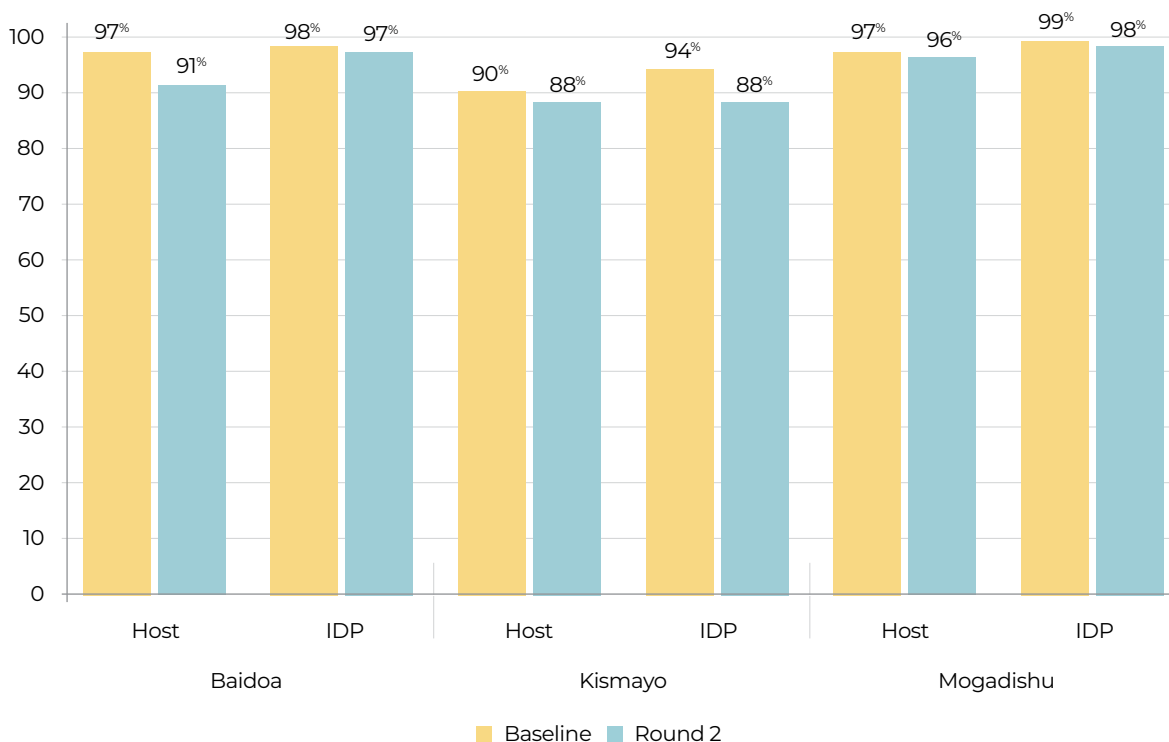
- ❑ In all locations (Baidoa, Kismayo, and Mogadishu), **lack of access to land documentation is commonly reported in both surveys** (baseline and Round 2). The majority of households in all locations report having no access to documentation to secure their land. This continues to be sparsely available for both host and IDP communities, with very little change from the baseline assessment to Round 2, across all locations.
- ❑ Findings suggest households commonly have experienced **an increase in rent prices in the two years before data collection**. In particular, increases are reported among host and IDP households in Baidoa (76% host, 75% IDP) and Kismayo (41% host, 50% IDP).
- ❑ Forced evictions in Somalia are frequently associated with lack of security for land tenure, especially when displaced people settle spontaneously on lands that are largely in private ownership. The proportion of households that report **having experienced actual eviction in the two years before data collection decreased for both host and IDP households in Mogadishu and Kismayo, while this slightly increased in Baidoa**.

In all locations (Baidoa, Kismayo, and Mogadishu), lack of access to land documentation is commonly reported by households both in the baseline and Round 2. Access to documentation to secure land continues to be sparsely available for both host and IDP communities, with very little change from the baseline assessment to Round 2, across all locations.

Interestingly, findings from the 2021 JMCNA reveal that more than 70% of the assessed households in Baidoa, Kismayo, and Mogadishu report having no formal written documentation to prove their occupancy arrangement; for example, written rental agreement; ownership papers.³⁴ This potentially puts them more at risk of forced eviction from their current location and thus subsequent displacement. Findings from LORA 2 indicate that 53% of the assessed households still do not have documents to prove land tenure security.³⁵ In addition, LORA 2 findings highlight that large inequalities continue to exist with regard to housing quality and documentation for host versus IDP households in all locations, with IDPs generally being worse off as compared to host communities. At the same time, some host households (especially poor ones) face similar inequalities regarding land and housing documentation as those faced by their IDP counterparts.

This is reflected in Round 2 findings. The majority of households in all locations report having no access to documentation to secure their land. While this proportion appears to have reduced slightly since the baseline for host and IDP households in Kismayo and for host households in Baidoa, the findings suggest that almost all households across all three locations do not have the right documents to prove ownership of their land. The evolution between the baseline and Round 2 results is illustrated in Graph 9.

GRAPH 9. LACK OF ACCESS TO DOCUMENTATION TO SECURE LAND, % OF HOST AND IDP HOUSEHOLDS (BASELINE AND ROUND 2)



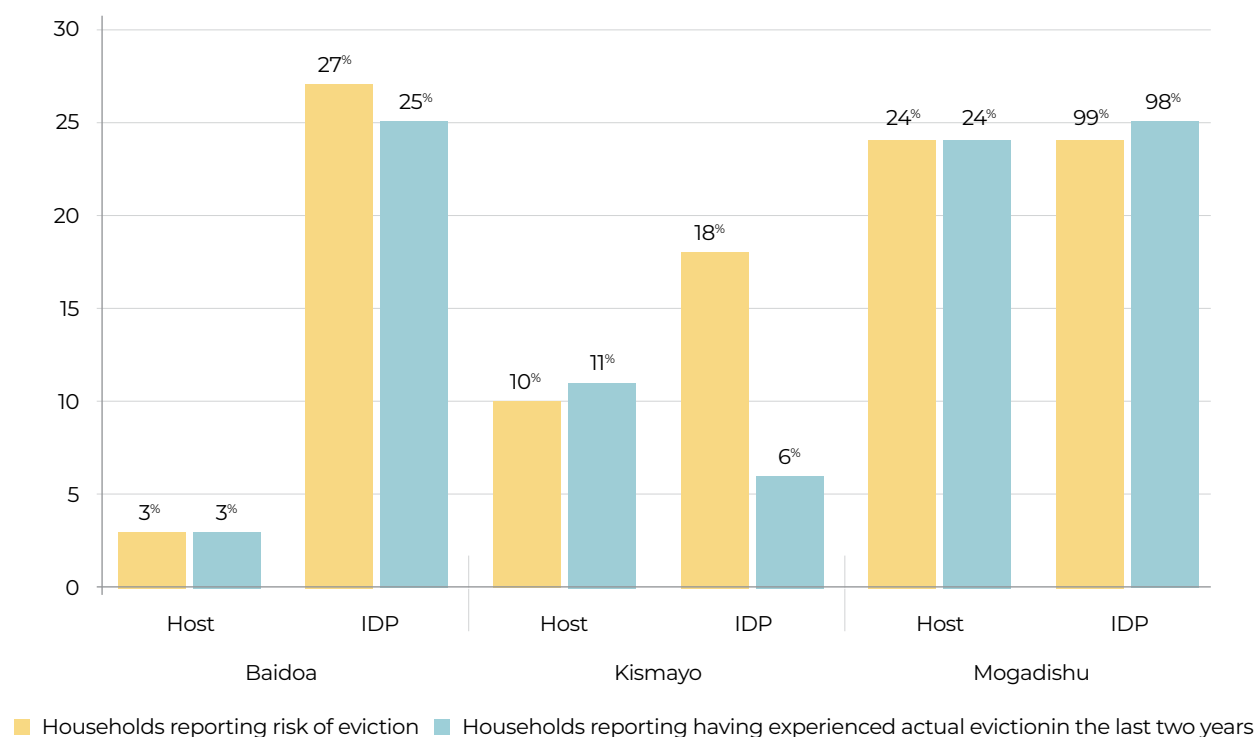
Forced evictions in Somalia are frequently associated with lack of security for land tenure, especially when displaced people settle spontaneously on lands that are largely in private ownership.³⁶ Tenure insecurity can be driven and exacerbated by limited economic power among households to pay for rent and rapid urbanisation, with increasingly valuable lands further driving up property and rental prices.

This precarious settlement pattern intersects with a complex and embedded political economy that influences flows of and access to humanitarian assistance. Forced evictions also affect the spatial organisation of urban areas where displaced populations live.³⁷ Following evictions, individuals often relocate to peri-urban areas, which are increasingly becoming a source of speculation and investment. These peri-urban areas are likely to be tenure insecure or eviction prone, which places these individuals in challenging protection situations.³⁸

Indeed, forced evictions remain a key obstacle to achieving durable solutions for displacement-affected communities.³⁹ In addition to driving risk for new displacements and general insecurity about the future, forced evictions undermine local integration and social cohesion, eroding living standards and livelihoods, and undermining a sense of belonging among IDPs and others living in informal settlements.⁴⁰

At least 20% of the assessed households as part of the 2020 LORA survey has been evicted in recent years, and a high percentage has been evicted repeatedly, making them even more vulnerable.⁴¹ In line with this, Round 2 findings suggest a considerable proportion of households has been evicted in the two years prior to data collection, mostly in Mogadishu and among IDPs in Baidoa (around one-fourth of the assessed households). The perception of a high risk of eviction among the assessed households overall appears to mirror the reality of actual evictions in most locations (see Graph 10). The exception is IDP households in Kismayo, where actual evictions are fewer in number (6%) than the perceived risk of eviction (18%).

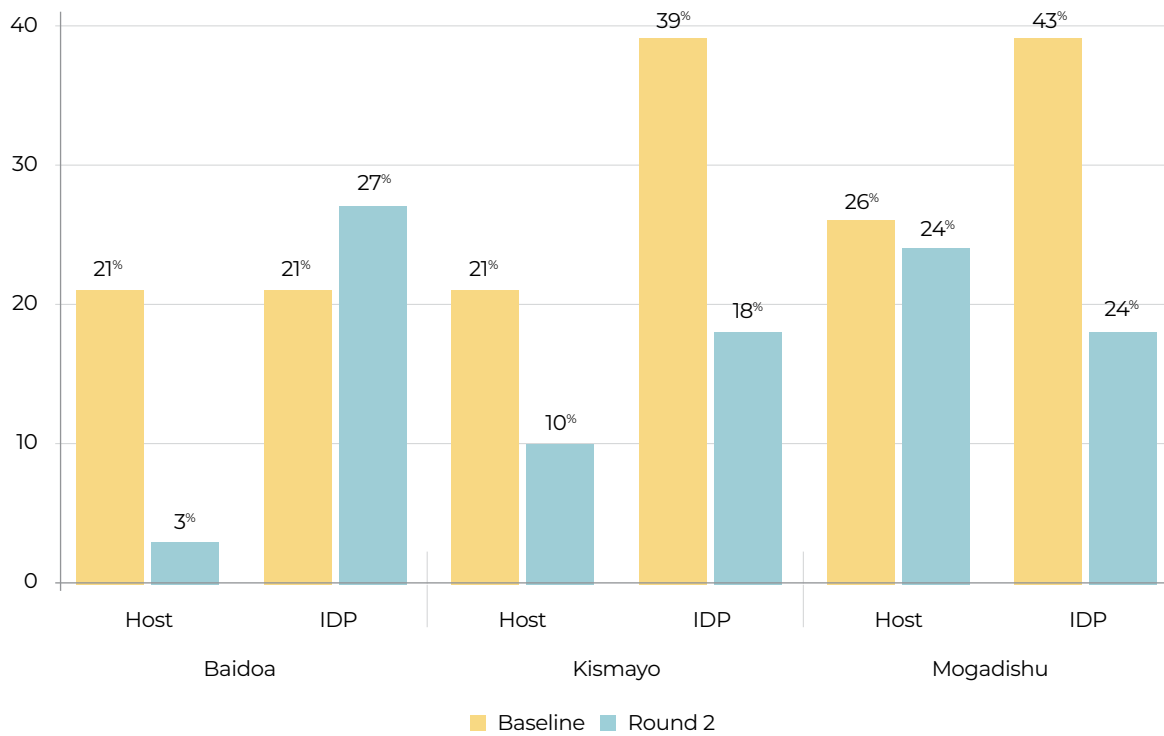
GRAPH 10. REPORTED RISK OF EVICTION COMPARED TO ACTUAL EVICTION IN THE PAST TWO YEARS, % OF HOST AND IDP HOUSEHOLDS (ROUND 2)



Round 2 findings (see Graph 10) highlight relatively low figures for host households in Baidoa regarding both the reported risk of eviction and actual evictions in the two years before data collection. In contrast, these figures are considerably higher for IDP households in Baidoa. In general, however, compared to the baseline, Round 2 findings show a substantial reduction in the proportion of households that report a risk of being evicted from their land in all locations. Baidoa is the only exception, where findings indicate the opposite – evictions have increased over time (see Graph 11).⁴²

In 2020, HLP actors in Baidoa, including local dispute resolution committees, have undertaken multi-stakeholder eviction risk assessments. These exercises include regular monitoring of at-risk sites by collecting data at IDP settlements on tenure type and vulnerability to evictions. According to a 2021 report from the NRC, from 2017 to June 2021, 22,945 individuals have been prevented from being forcibly evicted in Baidoa.⁴³ This may indicate that extended efforts and strong collaboration among the Bay Eviction Task Force, local authorities, line ministries, HLP actors, the CCCM Cluster and other clusters, could help to minimise forced evictions in the community.

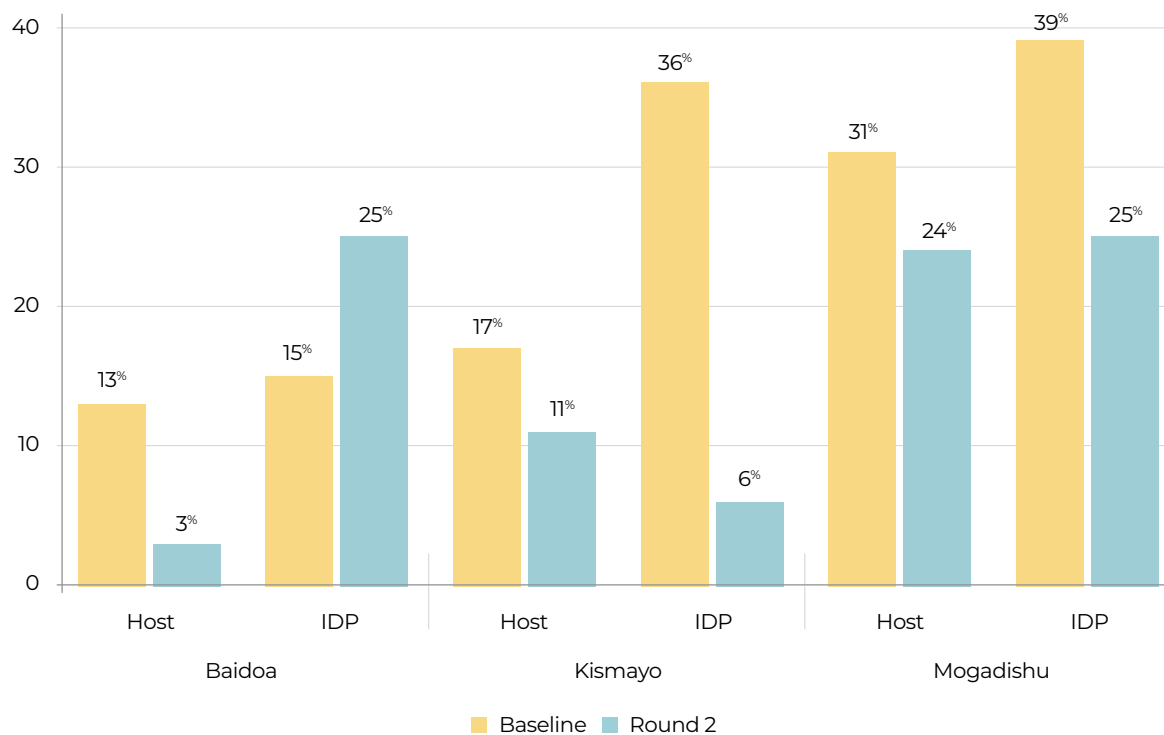
GRAPH 11. REPORTED RISK OF EVICTION, % OF HOST AND IDP HOUSEHOLDS (BASELINE AND ROUND 2)



Correspondingly, the proportion of households that report having experienced an actual eviction in the two years before data collection have decreased for both host and IDP households across all three locations. As noted above, IDP households in Baidoa are the exception, with a slight increase in those who report being evicted.

According to the NRC Eviction Information Portal, in 2020 and 2021, districts in Mogadishu remain the most affected in terms of forced evictions.⁴⁴ Baidoa is the third largest district most affected by forced evictions, while Kismayo comes in the fourth place in 2021. This data is generally mirrored in the Round 2 findings. In all three locations, the lands where evictions occur tend to be privately owned, with only verbal agreements in place and informal tenancy tenure types.⁴⁵ The top most reported reason behind these evictions is mainly related to owner interests and plans to develop their land for business and /or economic purposes, while the second and third reasons are related to ownership disputes and rent defaults.⁴⁶

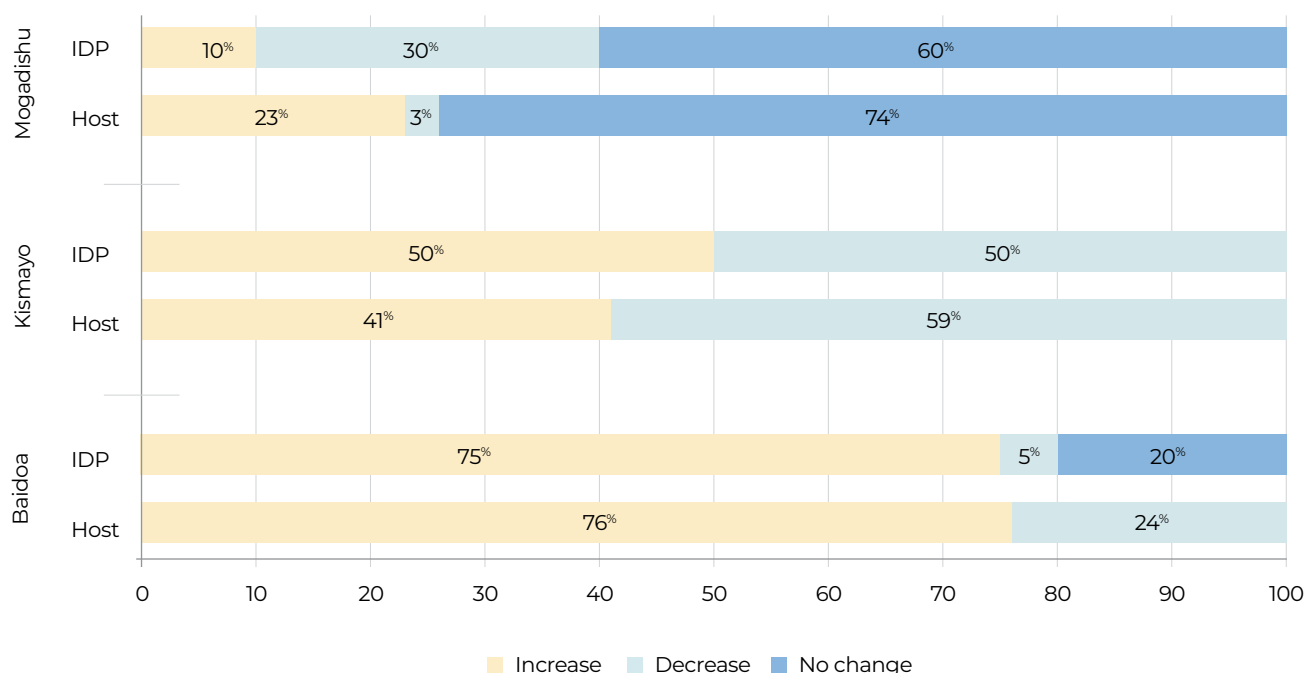
GRAPH 12. ACTUAL EVICTION IN THE PAST TWO YEARS, % OF HOST AND IDP HOUSEHOLDS (BASELINE AND ROUND 2)



In Round 2, findings highlight a slight difference between host (28%) and IDP households (29%), which report paying rent in the form of either giving goods or cash to stay on the land they occupy in Baidoa. In Kismayo, 33% of host households and 4% of IDP households report paying rent to stay on the land they occupy, while in Mogadishu, the proportion of IDP households (4%) that report paying rent is noticeably lower. Among households that report paying rent, nearly all pay rent directly to the landowner. Cash is the most commonly reported form for rent payment across all locations.

Perceptions about rent price changes appear to vary considerably per assessed location. As presented in Graph 13, the proportion of households indicating an increase in their rent in the two years before data collection is relatively high, particularly among both host and IDP households in Baidoa (76% host, 75% IDP) and Kismayo (41% host, 50% IDP). In Mogadishu, in contrast, findings indicate that more than half of the assessed households (both host and IDP) report no change has occurred in the rent prices since the two years before data collection.

GRAPH 13. PERCEIVED CHANGES IN RENT PRICES IN THE PAST TWO YEARS, % OF HOST AND IDP HOUSEHOLDS THAT PAY RENT TO STAY ON THEIR LAND (ROUND 2)



COVID-19

Key findings

- Majority of respondents report that they were aware of COVID-19 and its symptoms.
- Most commonly reported perceived impact of the pandemic was economic such as limited work opportunities, reduced remittances, and decreased access to aid services.

The majority of households in Baidoa (99%), Kismayo (98%), and Mogadishu (99%) report being either “somewhat knowledgeable”, “knowledgeable”, or “very knowledgeable” about COVID-19 and its symptoms. This points to an increase in awareness among the population and thus a higher probability that they have kept themselves safe.

In terms of the most notable adverse impacts of the COVID-19 pandemic on households, the majority report that COVID-19 has had a perceived impact on their household. The most commonly reported impacts across all locations are economic such as limited work opportunities and fewer remittances, as well as decreased access to aid services (see Graph 14). The impacts of COVID-19 on

work opportunities are reported highest in Baidoa among the host population relative to the IDP population, while it is highest in Mogadishu among the IDP population relative to the host population. Limitations on work opportunities due to COVID-19 appear to have affected host and displaced populations alike. Another notable finding is that 48% of the IDP population in Baidoa report decreased access to aid services. In essence, COVID-19 has had an impact on the material safety of both displaced and host populations, particularly their ability to be self-reliant.

GRAPH 14. PERCEIVED IMPACTS OF COVID-19, % OF HOST AND IDP HOUSEHOLDS (ROUND 2)

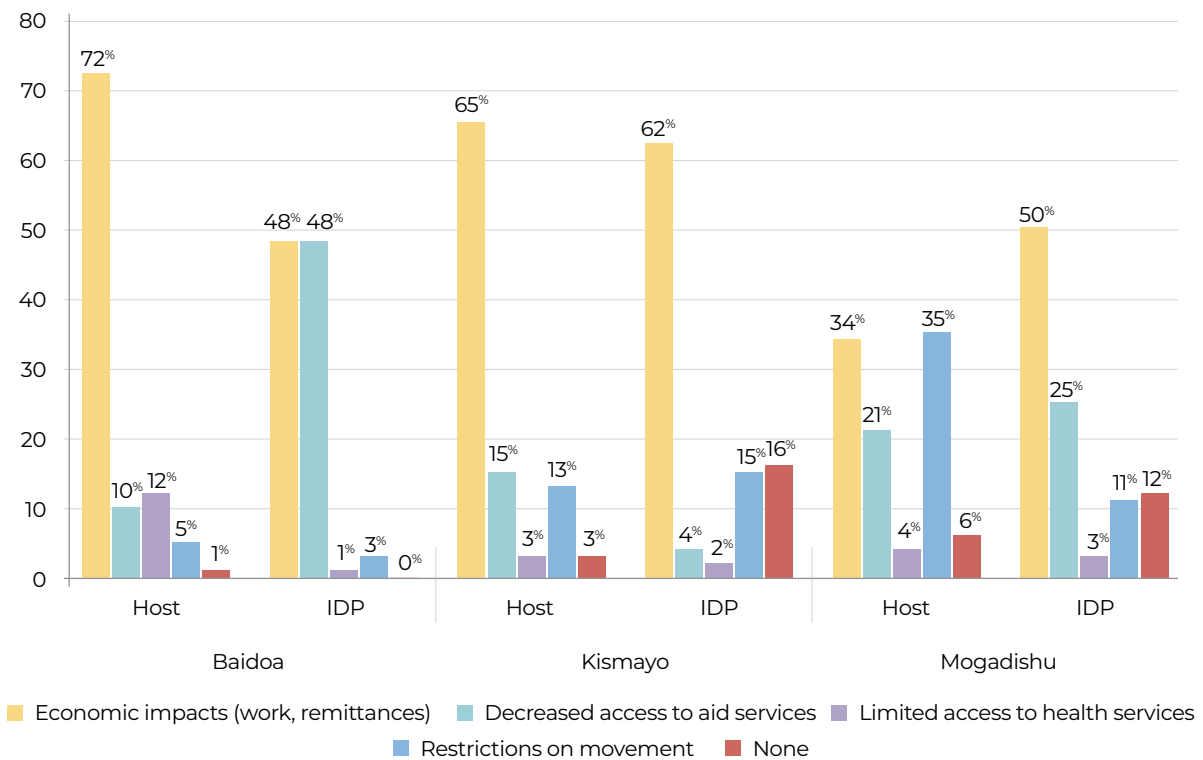




Photo credit: A woman washes her clothes in the glistening sun. Credit - DRC 2016

CONCLUSION

Displacement in Somalia remains one of the most complex and challenging humanitarian and development contexts in the world. The significant scale of displacement and the pattern of movement for many displaced households to major cities in Somalia has led to overcrowding and added pressure on infrastructure, housing, and services. This has increased vulnerability among those living in displacement-affected communities. Addressing displacement challenges that arise from conflict, violence, insecurity, and severe natural shocks remains critical to finding the durable solutions that can give millions of displaced people a chance of a better life with dignity and self-reliance.

The Round 2 findings of the ReDSS aspirations survey specify various factors that potentially support or hinder sustainable livelihoods and peaceful coexistence in displacement-affected communities in Baidoa, Kismayo, and Mogadishu. This is particularly the case in terms of intentions related to movement and return, safety and security, access to livelihoods, social cohesion, and HLP issues.

Displacement profile findings indicate that most displacements in the assessed locations are recent and localised, mainly originating from within the same or the neighbouring districts. Similar to the baseline findings, and in line with the overall humanitarian context in Somalia, displacement appears to be mostly driven by conflict and drought-related reasons, with most IDP households arriving at their current locations with the perception of having better security and improved access to livelihoods compared to their previous locations. IDP households commonly report that they want to remain in their current locations in the near future (six months following data collection). This is frequently based on the assumption that living in urban settings ensures them a better standard of living compared to their area of origin and may also provide them better access to livelihoods opportunities.

Daily labour / casual work emerges as the main livelihood source for most of the assessed households (both among host and IDP households). Temporary jobs, such as daily labour, seem to be the only opportunity available to generate subsistence income. Although potentially helpful in the short term, daily labour / casual work remains an insecure source of income in the medium term and long term. Indeed, while business and / or self-employment

Addressing displacement challenges that arise from conflict, violence, insecurity, and severe natural shocks remains critical to finding the durable solutions that can give millions of displaced people a chance of a better life with dignity and self-reliance.

are the most commonly preferred type of livelihood activity, lack of finances to start up a business appears to be one of the most significant barriers to household pursuit of preferred livelihood activities. Many households also perceive that the COVID-19 pandemic has had an adverse impact on their living conditions, especially in terms of economic-related impacts. This may have further increased household vulnerabilities.

While findings indicate that the relationship between host and IDP households is generally (very) good and households commonly report positive perceptions about sharing resources between communities, some factors (clan conflict, burden on local services, competition for employment) are reported by some households to negatively affect social relations. In particular, clan-related dynamics emerge as a critical point of tension, potentially affecting social cohesion between IDP and host households, particularly in Kismayo and Baidoa.

Lack of access to land tenure documentation remains as a major HLP issue and is indicative of a risk of eviction faced by households across locations. Findings suggest that lack of access to land tenure documentation is inevitably high across all locations. Lack of documentation notwithstanding, considerable efforts have been undertaken to reduce the proportions of households that report being at risk of eviction and / or having been evicted in the two years prior to data collection.



*Photo credit: Children play in the evening shade at a settlement for displaced communities.
Credit - DRC 2016*

KEY ISSUES FOR CONSIDERATION IN DURABLE SOLUTIONS PROGRAMMING

There are a number of actions to be undertaken in order to address displacement-related issues within the scope of durable solutions programming. Coordination among durable solutions stakeholders may need to be well-established and perfected over time. Provided that IDPs generally seem to prefer to stay in large urban cities, investment in urban planning and preparedness might support increased absorption capacities in cities.

A key take away for durable solutions stakeholders is to plan and prepare context-based durable solutions programming in order to avoid further displacement. It is also essential to work with the government at the national, regional, and local levels in providing long-term solutions to the current IDPs in Baidoa, Kismayo, and Mogadishu. Findings suggest that durable solutions programming might be particularly relevant when it considers the factors aggravating the risks and vulnerabilities households face, such as the high levels of respondents who report a lack of documentation to prove tenure. This lack of documentation may aggravate the household risk of eviction and lead to secondary displacement.

In addition, Round 2 findings suggest that the creation of business and / or self-employment opportunities for both poor host and IDP households in IDP-dense locations might further improve livelihoods and support peaceful coexistence. Incorporating skill-based capacity training sessions and start-up grants to foster greater access to small-scale start-up businesses and self-employment opportunities for both poor host and IDP households would reinforce this.

Additional research could be conducted to further identify and explore the factors influencing the perceived risks of eviction and actual eviction rates in all locations, with particular attention to Baidoa, where actual eviction rates have increased among the displaced population while the same has decreased for other populations in Baidoa and in the other two locations. Further research into the potential links between clan dynamics and social cohesion, as well as the factors contributing to the marginalisation of minority groups in the areas of displacement, might also contribute to support area-based durable solutions programming.

Further research into the potential links between clan dynamics and social cohesion, as well as the factors contributing to marginalisation of minority groups in the areas of displacement, might also contribute to support area-based durable solutions programming.



Photo credit: A mother tends to her children outside her home.
Credit - DRC 2016



Photo credit: A mother and her baby
take shelter in their home.
Credit - DRC 2016



The Regional Durable Solutions Secretariat (ReDSS) is a coordination and information hub that acts to catalyse forward thinking and policy development on durable solutions for displacement. ReDSS seeks to improve joint learning and programming, inform policy processes, enhance capacity development, and facilitate coordination in the collective search for durable solutions. It is comprised of 14 organisations working together to maintain focused momentum and stakeholder engagement towards durable solutions for displacement-affected communities in East Africa and the Horn of Africa.



CONTACT INFORMATION

Hosted at the Danish Refugee Council
Lower Kabete Road (Ngecha Road Junction)
P. O. Box 14762-00800, Westlands, Nairobi
Office: + 254 20 418 0403/4/5
Email: info@regionaldss.org
Website: www.regionaldss.org
Twitter: @ReDSS_HoA